



Cheshire Triathlon

Sunday 21st May 2023

Nantwich Leisure Centre & Barony Park

Nantwich, CW5 5QY

Start from 8:00am

Race Day Information



Welcome, Parking Information,
Race Day Checklist & Distances
[Page 2](#)

Essential Information
[Page 3](#)

British Triathlon Rules
[Page 4](#)

FAQ
[Page 5](#)

Cycle Transition
[Page 6](#)

Swim
[Page 7](#)

Cycle & Cycle Maps
[Page 8 & 9](#)

Run & Run Map
[Page 10](#)

Relay & Results
[Page 11](#)

Prizes & Photography
[Page 12](#)

UK Triathlon Events 2023
[Page 13](#)

UK Triathlon Merchandise
[Page 14](#)

Our Partners
[Page 15 - 25](#)

Welcome

Welcome to the Cheshire Triathlon. Please take a moment to read this Race Day Information Pack prior to the event day to ensure you arrive fully prepared.

Parking Information

- Parking is available on the Barony Park next to registration and the event arena.
- All day parking will cost £3.00 per car. Only cash is accepted.
- Sat Nav postcode is CW5 5QY, on arrival please follow the Triathlon parking signs.

Race Day Checklist

- Race number (can be found on your race day email)
- A valid British Triathlon Membership Card (if you are a British Triathlon member)
- Trisuit or swimwear
- Swimming goggles
- Towel
- Appropriate cycling/running kit if you're not wearing a trisuit
- Additional clothing for wet/cold weather
- Cycle
- Cycle Shoes (unless you're cycling in your running shoes)
- Cycle helmet
- Drinks bottle
- Elastic number belt (optional but available to purchase next to registration)
- Sunglasses
- Bike tools/puncture kit (if desired)
- Running shoes
- Running cap (optional)
- Energy drinks, gels, bars
- Change of clothing for after your race

Distances

Race	Swim	Cycle	Run
Sprint & Sprint Relay	500m 16 Lengths	21k 1 Lap	5k 4 Laps
Super Sprint, Fun & CRUK Wave	200m 6 Lengths	21k 1 Lap	2.5k 2 Laps

Essential Information

Registration

Registration will be open on Saturday 2:00-4:00pm and from 7:00am on Sunday.

Please know your race number for registration and arrive at least 45 minutes before your start time.

Registration is in the orange Mornflake marquee.

British Triathlon Members

To verify your membership please have with you a valid British Triathlon licence ready to show the registration staff or you will be required to pay the £5 difference. Your current membership card or a screen shot of your licence from your British Triathlon membership page will be accepted (this must include your name and expiry date). It is recommended that you access your membership page prior to the event as there may be a poor phone signal.

Race Envelope

At registration you will receive a race envelope containing:

Race Number x2, Bike Sticker x1, Helmet sticker x1, Electronic timing chip and strap x1, Numbered Wristband x1, Numbered Band for transition bag x 1. Safety pins will not be enclosed however they will be available if required.

Chip Timing

Check your electronic timing chip number corresponds with your race number. Your timing chip must be worn on the outside of your LEFT ANKLE with the soft side of the strap against your skin. Please follow these simple steps to wear your chip correctly.

1. Thread the loose strap through the timing chip and securely fasten the Velcro.
2. The chip should be secure on the strap and the number visible.
3. Place the strap around your LEFT ankle with the chip on the outside of your ankle.
4. Give the chip a firm pull, it should remain securely fastened.
5. Double check that the strap is fastened correctly and securely.

Please hand in your electronic timing chip at the finish line whether you complete the course or not or you will be required to pay £25.00 to replace it.



Race Brief

There will be a rolling race brief at the swimming pool. Please be poolside 15 minutes prior to your start time to allow plenty of time to listen to the race brief and to get in number order ready for your swim start. Please have the wristband, that is given to you at registration, on your right wrist and visible as you queue for the swim start. All relay team members must attend the Race Brief.

Transition Check - Cycle Brakes and Helmet

Before entering Transition Area 1 outside Nantwich Leisure Centre to rack your cycle, please put on your helmet and fasten the strap to show the marshal on entry. You are responsible for checking your own cycle brakes, your bike must be in road worthy condition. This is a British Triathlon requirement. Please do not rack your bike more than 20 minutes before your start time.

Pre-Race Masterclass by Craven Complete


If this is your first triathlon, or if you would just like more information specific to this event, then why not attend the free triathlon masterclass at 3:00pm on Saturday. Full details on page 18.

Official British Triathlon Rules

Race Numbers

Your race number must be clearly displayed on your back for the bike and clearly displayed on your front for the run. You have two options:

1. Pin each race number in all four corners, front and back on your shirt.
2. Use an elastic number belt (available to buy next to registration for £10) with one or both numbers pinned to it in the top left and right hand corners (as shown in picture). Don't forget your number must be visible on your back for the cycle and on your front for the run. Please print your name, blood group (if known) and any allergies or medical conditions you may have on the back of your race number. You must not re-size your race number in any way.



What do I wear?

You can wear swimsuit/trunks or a triathlon specific trisuit for the swim. For both the cycle & run leg you can wear cycling or running gear that you're able to both cycle and run in, or a mixture of both. You can also wear a T shirt and shorts. The UK Triathlon technical series shirt is also a good option and can be purchased at the event (subject to availability). You can also wear a triathlon specific trisuit. If it is cooler, you can wear long sleeves or long pants or add layers like a windproof jacket.

Helmet

Your helmet sticker must be attached to the front of the helmet. Helmets are compulsory for the cycle and must be fastened before the bike is touched and remain fastened until the bike is racked after the cycle stage.



Bike

Any type of bike can be used as long as it is road worthy. The bike sticker must go on the front of the handlebars.



Transition

Competitors should only bring into transition what is needed - a small bag can remain, but large, bulky boxes are to be taken out of transition whilst the race is live.

Illegal Equipment

Certain items are banned during the event and in transition. This includes any music, headphones, headsets, technical earplugs (including bone conduction headphones), mobile phones and personal video recording devices. You may however use your device for tracking your race i.e Strava/Garmin.

Drafting

Competitors must keep their distance from the cyclist in front of them, so as not to gain an advantage. In standard distance and shorter events, the gap between the front wheel of the leading bike, to the front wheel of the following bike should be 10 metres - if overtaking a competitor, you have 20 seconds to pass through their draft zone. For more information regarding drafting [please click here](#).



For all British Triathlon rules [please click here](#)

Littering

Do not discard empty water bottles, gel, or bar wrappers anywhere on the course. Use the feed stations or rubbish bins provided. If you can carry a gel full you can carry it empty!

Race Conduct

Everyone involved in the event is there to ensure you have a safe and enjoyable experience, so we ask that you respect your fellow competitors and treat all technical officials, event organisers, race crew, volunteers, and spectators with courtesy. Any abuse towards these people will not be tolerated and as a result you may be disqualified.

Frequently Asked Questions

What should I do when I arrive?

- Once you've parked your car, follow the signs to Registration (inside the orange marquee).
- At registration, you will be asked for your race number (which can be found on your email), once your details have been checked you will be handed your race envelope and an instruction sheet, please read this carefully (see page 3).
- There are two Cycle Transition Area's at this triathlon. Once registered, leave anything you may require for the final run only in Cycle Transition Area 2 (such as running shoes), located opposite the registration marquee on Barony Park.
- Take everything you require for the swim & cycle sections of the event and follow the swim start signs to the swimming pool.
- After your bike and helmet stickers are attached (see page 4) you can enter Cycle Transition Area 1 and rack your bike no earlier than 20 minutes before your start time.
- For more information on the split cycle transition please see page 6.
- Rack your bike in an empty space – the racking is not numbered but there is marker tape to indicate where to position your bike. Prepare your kit ready for the cycle.
- When ready, follow the signs to the swim start, taking with you everything you need for the swim, don't forget your timing chip and strap!
- You should be pool side 15 minutes prior to your start time to ensure you are positioned in number order and have time to listen to the compulsory race brief.
- You can enter the water once the previous competitor has started their swim. The starter will then tell you when to start your swim.

Where are the toilets and changing facilities?

Toilets are available in the pavilion building at the Barony Park and at the leisure centre. You may also use the changing and shower facilities in the pavilion after your race.

Are there lockers available?

There are lockers inside the leisure centre however they are on a first come first serve basis.

Is there a bag drop area?

There is no bag drop area. Please read page 8 for more information on your transition bag.

Can I use any stroke for the swim?

For your safety and the safety of other competitors back stroke, tumble turns and diving are not permitted.

Can my friends and family spectate?

Yes! There is a viewing area in the swimming pool. After the swim we recommend that spectators walk back to the Barony Park to watch the remainder of the race. Friends and family can also marshal for us to earn a free race place, please contact keith@uktriathlon.co.uk.

Cycle Transition Areas

Split Cycle Transition

There are two Cycle Transition Areas at this triathlon.

- Cycle Transition 1 is at Nantwich Leisure Centre. (at the start of the cycle course)
- Cycle Transition 2 is at the Barony Park. (at the end of the cycle course)

Cycle Transition

Both Cycle Transition Areas open from 07:15am.

Once registered, leave anything you may require for the final run only (such as running shoes), in Cycle Transition Area 2 located opposite the registration marquee on Barony Park. Each position is marked by white tape.

Take your bike and everything you require for the swim and cycle sections of the event and follow the signs to the swim start at the rear of the swimming pool.

Only competitors are allowed in the Cycle Transition Areas. You cannot enter the Cycle Transition Areas until your bike sticker and helmet are attached (see page 4).

Rack your bike in any position, each racking position is marked by white tape.

Please do not rack your bike in Cycle Transition Area 1 earlier than 20 minutes before your start time.



Security

Although we allocate security staff to specifically watch the Cycle Transition Areas, please note that we cannot be responsible for any items lost or stolen.

After the Triathlon

You cannot take your cycle out of the Cycle Transition Area 2 without your race number and corresponding cycle sticker.

Race Brief

There will be a rolling race brief at the swimming pool. Please be poolside 15 minutes prior to your start time to allow plenty of time to listen to the race brief and to get in number order ready for your swim start. Please have the wrist band that is given to you at registration on your right wrist and visible as you queue for the swim start.

Swimming Pool

The pool is 30.5 metres long.

Please take extra care on the poolside floor and steps with wet feet, as it will be slippery!

Swim Intervals

Swimmers will be started at 20 second intervals for the Sprint and Sprint Relay and 15 second intervals for the Super Sprint, Fun and CRUK Wave.


Swim Caps

It is not compulsory to wear a swim cap in the swim. If you wish to wear one, please use your own personal swim cap. If you don't have one and wish to wear one, please ask at the pool and we will provide you with one.

Swim Course

It is your responsibility to count the correct number of lengths.

The swim course is very straightforward and will be explained to you during the Race Brief. There are signs and stewards to help if you get confused, don't worry, it's easy!



- Swim clockwise in the pool
- Sprint/Relay will be swimming 4 lengths per lane.
- Super Sprint/GoTri Fun/CRUK Wave, swimming 2 lengths per lane.
- Once you have completed your allocated lengths per lane, you go underneath the lane rope, moving into the next lane, then make your way across the pool to complete your full amount of lengths.
- Swim on the outside of the lane, if you need to overtake, move into the middle of the lane, once you have overtaken, move back to the outside of the lane.
- Safety in the pool: **NO** diving in, **NO** tumble turning, **NO** backstroke.

Pre-Race Service Check

Make sure your bike is working properly with our pre-race service/check. Please see page 15 for more information. The mechanic may not have availability on the day, so if your bike isn't in good shape be sure to book in for a service.

Getting ready for the cycle

When you finish your swim, head into the cycle transition area 1.

Your race number must be clearly displayed on your back for the cycle section of the event. You must fasten your helmet before taking your cycle off the rack.

After collecting your cycle, walk or run to the cycle mount line where you commence the cycle section of the race, you cannot mount your cycle until you have crossed the mount line.

Transition Bag

Please take a small bag or small rucksack, no larger than 40x30x15cm, down to cycle transition area 1 to use to put items into after your swim e.g. a towel, swimming goggles, swim cap or clothing. Please attach the numbered band you will be given at registration clearly on the bag and leave it next to your cycle transition position. We will transport your bag to the bag collection point at the rear of the finish line for you to collect after you have completed the triathlon. Please do not leave valuable items in your bag.

Course Safety

You must abide by the highway code, follow the British Triathlon rules regarding drafting and follow instructions given in the race brief. Failure to ride safely will constitute an instant disqualification.

The Course

Take extra special care in the first kilometre of the bike course as there are speed ramps and parked cars along the route.

The course is mainly flat with some undulations. Follow the cycle route signs around the course and do not turn until you see a sign.

Please take extra care at all junctions although there are safety marshals present, they are not there to give direction.



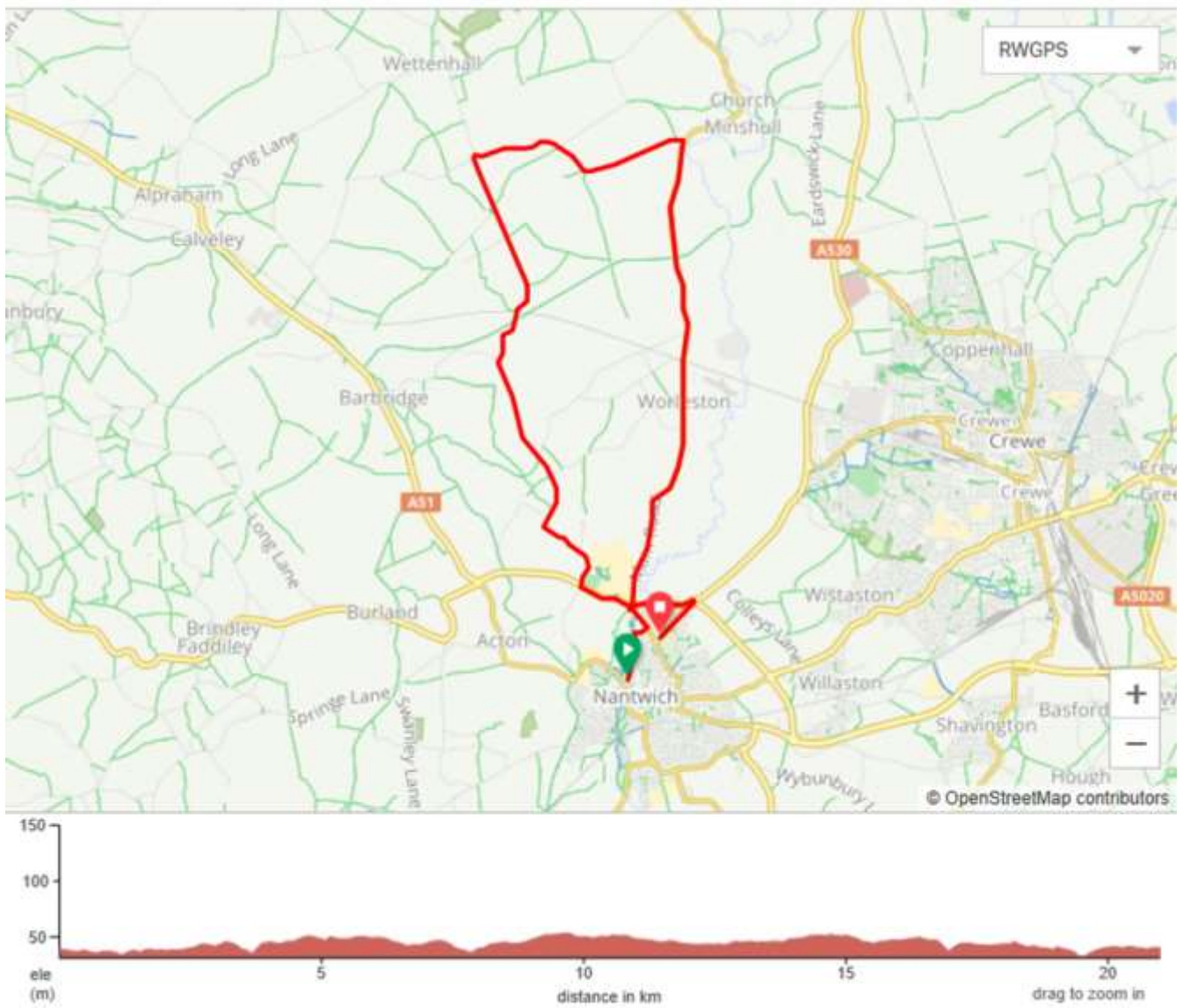
Dismount

Dismount your cycle at the end of the cycle course before the dismount line, a marshal will also tell you to do so, Cycling is not permitted inside the Cycle Transition Area. Do not unbuckle your helmet until you have racked your cycle.

Cycle Map

Sprint & Relay - 21k - 1 lap

Super Sprint, Fun, CRUK Wave - 21k - 1 lap



[To view the full map and to zoom in on the bike map please click here](#)

Run

Sprint & Relay - 5k - 4 laps

Super Sprint, Fun, CRUK Wave - 2.5k - 2 laps



Transition Bag

Please take a small bag or small rucksack, no larger than 40x30x15cm, down to cycle transition area 1 to use to put items into after your swim e.g. a towel, swimming goggles, swim cap or clothing. Please attach the numbered band you will be given at registration clearly on the bag and leave it next to your cycle transition position. We will transport your bag to the bag collection point at the rear of the finish line for you to collect after you have completed the triathlon. Please do not leave valuable items in your bag.

Getting ready for the Run

When you finish the cycle course, enter the Cycle Transition Area 2 and rack your bike. Your race number must be clearly visible on your front before leaving the Cycle Transition Area.

The Course

Follow the run route signs around the course. It is up to you to count your laps on the run, marshals will be taking numbers as a check in the case of suspected insufficient laps completed. When you have finished the run, turn onto the finish alley, and continue through the Mornflake finish gantry. Don't forget to collect your finishers medal and hand in your timing chip!



Feed Station

There is one feed station on the run course which you will pass on every lap, and one at the finish line which will be serving High5 energy drink and water. Please use the bins provided, there must be no littering on the course.

Relay

If you are an all female relay team and you change to a mixed team, please inform us at customercare@uktriathlon.co.uk or on the day at registration.

Preparation

Each member of the relay team completes one or two of the three disciplines in the triathlon.

How to Relay

- At registration the relay team will be given one electronic timing chip.
- After completing the swim, the swimmer passes the electronic chip to the cyclist inside the Cycle Transition Area next to where the cycle is racked.
- The cyclist must not put their helmet on or take their cycle off the rack until receiving the electronic chip.
- The cyclist completes the cycle course and passes the electronic chip over to the runner in the transition area only when the cycle has been placed back on the rack and their helmet has been fully removed.
- The runner completes the run and hands in the timing chip at the finish line.
- The other team members may join the runner before the finishing straight and cross the finish line as a team.
- Don't forget, you all receive a finishers medal!

Awards

Relay awards are based on all female or all open category/mixed teams. All open category/mixed teams can consist of three men, two men and one woman or one man and two women.

Results

Results

Provisional results and times will be online on Monday 22nd May 2023.

Should you have any problems with your results please email results@uktriathlon.co.uk once the results have been finalised.

Prizes

Prizes

Commemorative 2023 medal for all finishers.

Prizes are awarded to the top 3 competitors in the Sprint and Super Sprint competitions. 1st place is awarded to all female and all open category/mixed teams in the Relay.

Prizes for the first place in all five year age groups (see table below) in the Sprint triathlon only.

Code	Category	Age
A/B	Youth	14-18
C	Junior 19	19
D	Senior 1	20-24
E	Senior 2	25-29
F	Senior 3	30-34
G	Senior 4	35-39
H	Veteran 1	40-44
I	Veteran 2	45-49

Code	Category	Age
J	Veteran 3	50-54
K	Veteran 4	55-59
L	Veteran 5	60-64
M	Veteran 6	65-69
N	Veteran 7	70-74
P	Veteran 8	75-79
Q	Veterans 9	80+

Photography

My Sport Photos

Our official event photographers, My Sport Photos, will be in attendance on the day to capture your best sporting moments, with the option to purchase your photographs online post event. We will email you once the photos are available. For any photography inquiries please contact info@mysportphoto.co.uk or www.mysportphotos.co.uk.

UK Triathlon 2023

Event Calendar

Stratford Triathlon	7th May 2023
Cheshire Kids Duathlon	20th May 2023
Cheshire Triathlon	21st May 2023
Ultimate Weekend	2nd - 4th June 2023
Ultimate Swim	2nd June 2023
Ultimate Cycle	3rd June 2023
Triathlon @ Ellesmere	3rd June 2023
Ultimate Run	4th June 2023
Ultimate Triathlon	25th June 2023
Ultimate ½ Triathlon	25th June 2023
Ultimate ¼ Triathlon	25th June 2023
Henley Kids Triathlon	22nd July 2023
Henley Triathlon	23rd July 2023
Birmingham Triathlon	5th August 2023
Birmingham Run	6th August 2023
York Kids Triathlon	19th August 2023
York Triathlon	20th August 2023
British Sprint Championships	2nd September 2023
Shropshire Triathlon	3rd September 2023
North West Kids Duathlon	16th September 2023
North West Triathlon	17th September 2023
Warwickshire Triathlon	1st October 2023

For more information please visit uktriathlon.co.uk

OFFICIAL UK TRIATHLON TRI WEAR



**UNISEX FIT
TECH SHIRTS
£20**



**LADIES FIT
TECH SHIRTS
£20**

**HEAVY WEIGHT
HOODIES
£30**



**EMBROIDERED
TECH CAPS
£10**



AVAILABLE TO BUY AT THE EVENT



BADGER CYCLES- QUALITY BIKE SERVICING

Get YOUR bike in Race shape!

Pre book your Pre race check or Service with Carl by texting him your race number and start time. 07950 735737

Badger Cycles will again be attending all UK Triathlon Events in 2023 offering Athletes the opportunity to save money on Bike servicing and repairs during the race weekend. GET YOUR BIKE READY FOR RACE DAY!

To make your booking just text your Race Number, Name and Start time prior to Race Day and Carl will allocate a slot for your selected work. Bookings are also taken on Saturdays prior to Sunday Race Day.

Alternatively, for Athletes living in Cheshire or Shropshire bookings can be made at Badger Cycles Workshop based in Whitchurch in the weeks prior to the event. Discounted service rates will apply.

New for this year are the following Service packages -

BRONZE SERVICE - Safety Check, Brakes, Gears, Drivetrain, Headset

Tyres/Valves. **£20.00**

SILVER SERVICE - As Bronze plus - Chain Lubrication and Wear Check

Headset Lubrication and adjustment.

Brake Shoes Cleaned and re set.

Gears Adjusted and re indexed.

Bike Fit Check and adjustments. **£45.00**

GOLD SERVICE - as Silver plus -

Bottom Bracket Lubrication / Replacement

Rear Cassette removal / Clean and Lubricated.

Anti Puncture Sealant to Tyres.

Cables replaced Gears and Brakes. **£75.00**



BIKE HIRE - Badger Cycles have Race Cycles available for hire on a first come first served basis. Ideal for Athletes travelling from abroad. POA

RACE WHEELS HIRE - Badger Cycles can offer UK Triathlon Athletes the opportunity to Hire a set of Race Wheels giving YOU the chance to sample the benefit of having an Aero and lightweight set of wheels to shave some time off your race result.

POST RACE SERVICING – **£55.00**

Treat your bike to a Service and Spruce up after your race!!

This service includes Bike Wash, Silver Level Service and New Bar Tape with a choice of 10 Colours to give your bike that new feel when you hit the next training ride!

GOT MECHANICAL ISSUES?



GOLD
£75

SILVER
£45

BRONZE
£20

 **BOOK YOUR PRE OR POST RACE SERVICE** 

Badger Cycles will be displaying selected Models from Moda Bikes at ALL events this Season with Special Offers to tempt you to update your Bike this season !!

An addition to any special offer being offered, any customers placing orders during Race Weekend will also receive a FREE UK TRIATHLON RACE ENTRY VOUCHER (to the value of £100)!

This can be used against any Race entry in 2023 or 2024.



FREE RACE ENTRY WITH EVERY BIKE ORDER DURING RACE WEEKEND



You're amazing!

Our life-saving work is only made possible by the extraordinary efforts of people like you.

Thank you to all of our supporters taking part in this triathlon. Together we will beat cancer.

It's not too late to join our team and fundraise for research into more than 200 types of cancer.

Sign up today at: cruk.org/team



CANCER
RESEARCH
UK

Together we will beat cancer

TRIATHLON TRAINING SPECIALISTS



RACE DAY MASTER CLASS



FREE EVENTS



TRIATHLON TRAINING MADE SIMPLE

A RACE SPECIFIC GUIDE TO MAXIMISE YOUR TRIATHLON EXPERIENCES

- Course Specific Tips
- Transition Advice
- Q&A
- Novice Friendly

3pm

BEGINNERS GUIDE TO TRIATHLON TRAINING

- Train smarter to race better
- General training advice
- Tips on swim, bike, run, nutrition & Recovery
- Q&A

2pm

**DAY
B4
RACE**

**NO NEED
TO BOOK**

FOR MORE INFO CONTACT US:

📞 07539440622

✉️ coaching@cravencomplete.co.uk

🌐 www.cravencomplete.co.uk



PROFESSIONAL MASSAGE SERVICE



HELLO,

We are your experts in providing athletes Pre & Post race massage service



WE OFFER



CONTACT US NOW

 07539660422
Text or call to book

 coaching@cravencomplete.co.uk

 [Buy a voucher here](#)

www.cravencomplete.co.uk

PRE RACE MASSAGE

£18

To Ease those aches, loosen joints and prepare you for the big day
You will leave us feeling refreshed and ready to go!

POST RACE MASSAGE

£18

Improve your recovery, remove the lactic acid, get back to training faster
Ease those aches so you don't walk like a duck

Add Muscle mend to your treatment

£2

100% natural oil that improve recovery and sport related aches and pains

ASK THE PHYSIO & COACH

£20

Have a physio or training issue that is slowing you down! Book in to Ask our Expert - an opportunity to talk it through and give you some answers.

IMPROVE YOUR RACE WITH US!

DABBERS DINER

Classic Diner

Food Served All Weekend

Burgers ★ Hot Dogs ★ Chicken Wraps

Wide Selection of Breakfast baps, Hot & Cold Beverages





POWERED BY



**MIGHTY
OATS**



SINCE 1675

mightyoats.com

ラ N T
ン O R
ニ O I
ン S I
ゲ A 1
 3

Colors
to move
body and
mind.

asics
sound mind, sound body



HIGH 5

SAVOUR
EVERY MILE

HIGHFIVE.CO.UK





Search My Sport Photos

Focusing on You



 www.mysportphotos.co.uk

 [mysportphotos](https://www.instagram.com/mysportphotos)

WHERE **YOU** BELONG

ZONE3 



www.ZONE3.com

**20% OFF USE CODE:
UKTRIATHLON**